

LOS ALAMOS SCIENTIFIC LABORATORY

OF THE UNIVERSITY OF CALIFORNIA
LOS ALAMOS, NEW MEXICO

CONTRACT W-7405-ENG.36 WITH THE
U.S. ATOMIC ENERGY COMMISSION



UNCLASSIFIED

LOS ALAMOS SCIENTIFIC LABORATORY
of the
UNIVERSITY OF CALIFORNIA

Report written:
June 1955

PUBLICLY RELEASABLE

Per *M.M. Jones* FSS-18 Date: *10-27-95*
By *Mervin Bally* CIC-14 Date: *11-8-95*

UNCLASSIFIED

LA-1918

This document consists of 10 pages

0.3

ENERGY CALCULATIONS OF NEUTRONS AND GAMMAS
FROM FISSION INDUCED BY THERMAL
TO 14-MEV NEUTRONS

Classification changed to UNCLASSIFIED
by authority of the U. S. Atomic Energy Commission,
Per *Jack W. Kalin* 6-10-60
By REPORT LIBRARY *J. Martinez*
6-21-60

by

R. B. Leachman

AEC RESEARCH AND DEVELOPMENT REPORT

PHYSICS AND MATHEMATICS
(M-3679, 16th edition)

LOS ALAMOS NATL. LAB. LIBS.
3 9338 00407 4158

UNCLASSIFIED

UNCLASSIFIED

PHYSICS AND MATHEMATICS
(M-3679, 16th edition)

Report distributed: JUL 1 2 1955	LA-1918
Los Alamos Report Library	1-20
AF Plant Representative, Burbank	21
AF Plant Representative, Seattle	22
AF Plant Representative, Wood-Ridge	23
American Locomotive Company	24
American Machine and Foundry Company	25
ANP Project Office, Fort Worth	26
Argonne National Laboratory	27-32
Armed Forces Special Weapons Project (Sandia)	33
Army Chemical Center	34
Atomic Energy Commission, Washington	35-37
Babcock and Wilcox Company	38
Battelle Memorial Institute	39
Bendix Aviation Corporation	40
Bethlehem Steel Company	41
Bettis Plant (WAPD)	42-45
Brookhaven National Laboratory	46-48
Bureau of Ships	49
Carbide and Carbon Chemicals Company (C-31 Plant)	50
Carbide and Carbon Chemicals Company (K-25 Plant)	51-52
Carbide and Carbon Chemicals Company (ORNL)	53-58
Chicago Patent Group	59
Chief of Naval Research	60
Columbia University (Havens)	61
Combustion Engineering, Inc.	62
Commonwealth Edison Company	63-64
Consumers Public Power District	65
Department of the Navy--Op-362	66
Detroit Edison Company	67-68
Directorate of Research (WADC)	69
Dow Chemical Company (Rocky Flats)	70
duPont Company, Augusta	71-73
Engineer Research and Development Laboratories	74
Foster Wheeler Company	75
General Electric Company (ANPD)	76-79
General Electric Company (APS)	80
General Electric Company, Richland	81-88
Goodyear Atomic Corporation	89-90
Hanford Operations Office	91
Headquarters, Air Force Special Weapons Center	92
Iowa State College	93
Kaiser Engineers	94
Knolls Atomic Power Laboratory	95-98
Monsanto Chemical Company	99
Wound Laboratory	100
National Advisory Committee for Aeronautics, Cleveland	101
National Bureau of Standards	102
Naval Medical Research Institute	103
Naval Research Laboratory	104-105
New Brunswick Area Office	106
Newport News Shipbuilding and Dry Dock Company	107
New York Operations Office	108
New York University	109
North American Aviation, Inc.	110-112
Nuclear Development Associates, Inc.	113
Nuclear Metals, Inc.	114
Pacific Northwest Power Group	115
Patent Branch, Washington	116
Pennsylvania Power and Light Company	117
Phillips Petroleum Company (NRTS)	118-121
Powerplant Laboratory (WADC)	122
Pratt & Whitney Aircraft Division (Fox Project)	123
Princeton University	124
Sandia Corporation	125
Seminole Electric Co-Operative, Inc.	126
Sylvania Electric Products, Inc.	127
Tennessee Valley Authority (Dean)	128
USAF Project RAND	129
U. S. Naval Postgraduate School	130
U. S. Naval Radiological Defense Laboratory	131
UCLA Medical Research Laboratory	132
University of California Radiation Laboratory, Berkeley	133-134
University of California Radiation Laboratory, Livermore	135-137
University of Rochester	138
Vitro Engineering Division	139
Walter Kidde Nuclear Laboratories, Inc.	140
Westinghouse Electric Corporation (IAPG)	141
Yale University	142
Technical Information Service, Oak Ridge	143-207

UNCLASSIFIED

ABSTRACT

The excitation energy distributions of fragments from U^{235} fission as derived in Report LA-1863 are used in Monte Carlo calculations to obtain the energies of the prompt neutron and gamma rays from fission. These calculations are an extension to 14-Mev fission of the Monte Carlo analysis previously described. The method has the disadvantages of requiring assumptions of both the neutron-fragment angle relation and the dispersion effect on the tail of the excitation energy distribution. Though the fit of the calculated spectrum to measurements of the thermal neutron fission spectrum is not good, the results do indicate a negligible change in the spectrum of the fission neutrons as a function of the energy of the neutron inducing fission. The calculations indicate the prompt gamma ray energy from fission increases from 3.8 Mev to 4.5 Mev with an increase of 0 to 14 Mev in the incident neutron energy.

ACKNOWLEDGMENTS

The author wishes to thank M. Goldstein and C. S. Kazek, Jr., for coding and running the IBM 701 calculations of this paper.

UNCLASSIFIED

INTRODUCTION

The success of the method of calculating the emission probabilities of prompt neutrons from fission as described in Report LA-1863 (December 1954) has led to an extension of this method to the determination of the energies of these prompt neutrons from U^{235} fission. These neutron energy calculations were undertaken by a Monte Carlo type analysis employing the same excitation energy distributions calculated in LA-1863 and, in addition, an assumed isotropic distribution of neutrons from the moving fragments. These Monte Carlo calculations for thermal to 3-Mev fission are described in another paper.* In this report the results of these Monte Carlo calculations for incident neutron energies up to 14 Mev are considered.

The method employed in LA-1863 and the referenced paper is reviewed briefly in the following sentences: The excitation energy distributions of the fragments from fission are determined from the measured kinetic energy distributions of the fragment pairs by means of an analysis based primarily on the mass equation of fission. These excitation energies are combined with neutron boil-off considerations. The maximum neutron energy ϵ in the frame of reference of the moving fragment is, for the first neutron, determined from the excitation energy being considered and, for the subsequent neutrons, from the

* R. B. Leachman, "On the Emission of Prompt Neutrons from Fission," submitted to Physical Review for publication in the fall of 1955.

UNCLASSIFIED

SECRET

residual excitation. For a conversion to the energy E in the laboratory system the usual isotropic emission of neutrons from the moving fragments is assumed. The energy of the prompt gamma rays from each fragment is obtained from the excitation energy remaining after all the energetically possible neutrons have been emitted. In the calculations attention is given to even-odd considerations, the various mass ratios of fission, and the dependence of the fragment velocity on these quantities as well as on the excitation energy of each of the fragments.

RESULTS

As discussed in the referenced journal paper, the results of these calculations are, for the low energies of emitted neutrons, strongly dependent upon the neutron-fragment angle relation and, for the higher neutron energies, are strongly dependent upon the tail of the excitation energy distribution. This tail depends upon the amount of the dispersion assumed to exist in the kinetic energy distribution of the fission fragments, from which the excitation energy distribution is derived. Because of these difficulties, it was not considered important to adjust the "temperature" T and the dispersion u to obtain the optimum fit of the calculated neutron spectrum to the measured neutron spectrum for thermal-neutron fission.

The results of some trial calculations with various values of T and u are shown in Fig. 1 along with the measured spectrum of thermal-

SECRET

~~SECRET~~

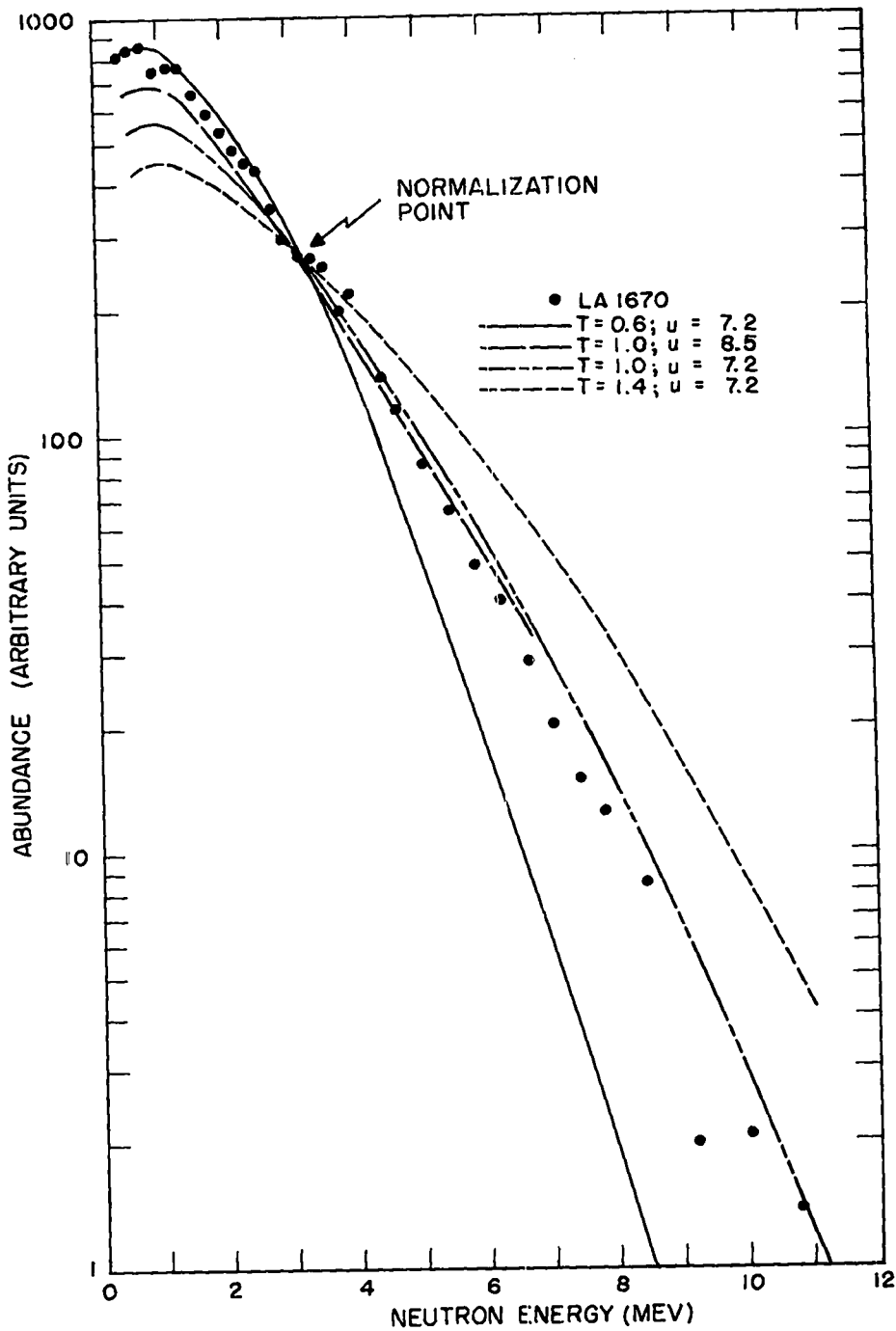


Fig. 1 Neutron spectra for various T and u conditions. These calculations are for only two conditions of the mass ratio parameter and the even-odd parameter. The T and u quantities used are in Mev. Experimental data are from LA-1670.

~~SECRET~~



neutron fission from Report LA-1670 (May 1954). For simplicity, the calculations given in Fig. 1 are based on only two of the 24 conditions of the even-odd parameter and mass ratio parameter used in the final calculations. The use of all 24 conditions of these parameters was found to change the calculated spectrum slightly from those in Fig. 1. It is to be noted in Fig. 1 that a "temperature" T of 0.6 Mev results in the best fit for low neutron energies. However, determinations of T by other methods all indicate larger values than 0.6 Mev. It is also to be noted from Fig. 1 that a better fit of the calculated data to the experimental data is obtained when a large dispersion u is removed from the initial kinetic energy data.

In Fig. 2 are the calculated neutron spectra for $u = 7.2$ Mev and $T = 1.0$ Mev. An additional calculation for 7-Mev fission gave the same shape of spectrum as those plotted in this figure. The 14-Mev calculations are only of the (n,f) process and do not include the effects of the $(n, n'f)$ process. On the basis of the unchanged spectra in Fig. 2, the neutron spectrum for the post-fission neutrons from $(n, n'f)$ is expected to be the same. The pre-fission neutrons n' are expected to have the usual boil-off spectrum with negligible change due to the recoil of the compound nucleus undergoing fission.

Because of the difficulties mentioned above, the agreement between the calculated and measured spectra in Fig. 2 is not good. However, it is believed that the calculations give a reasonably correct indication of the change of the fission spectrum with the



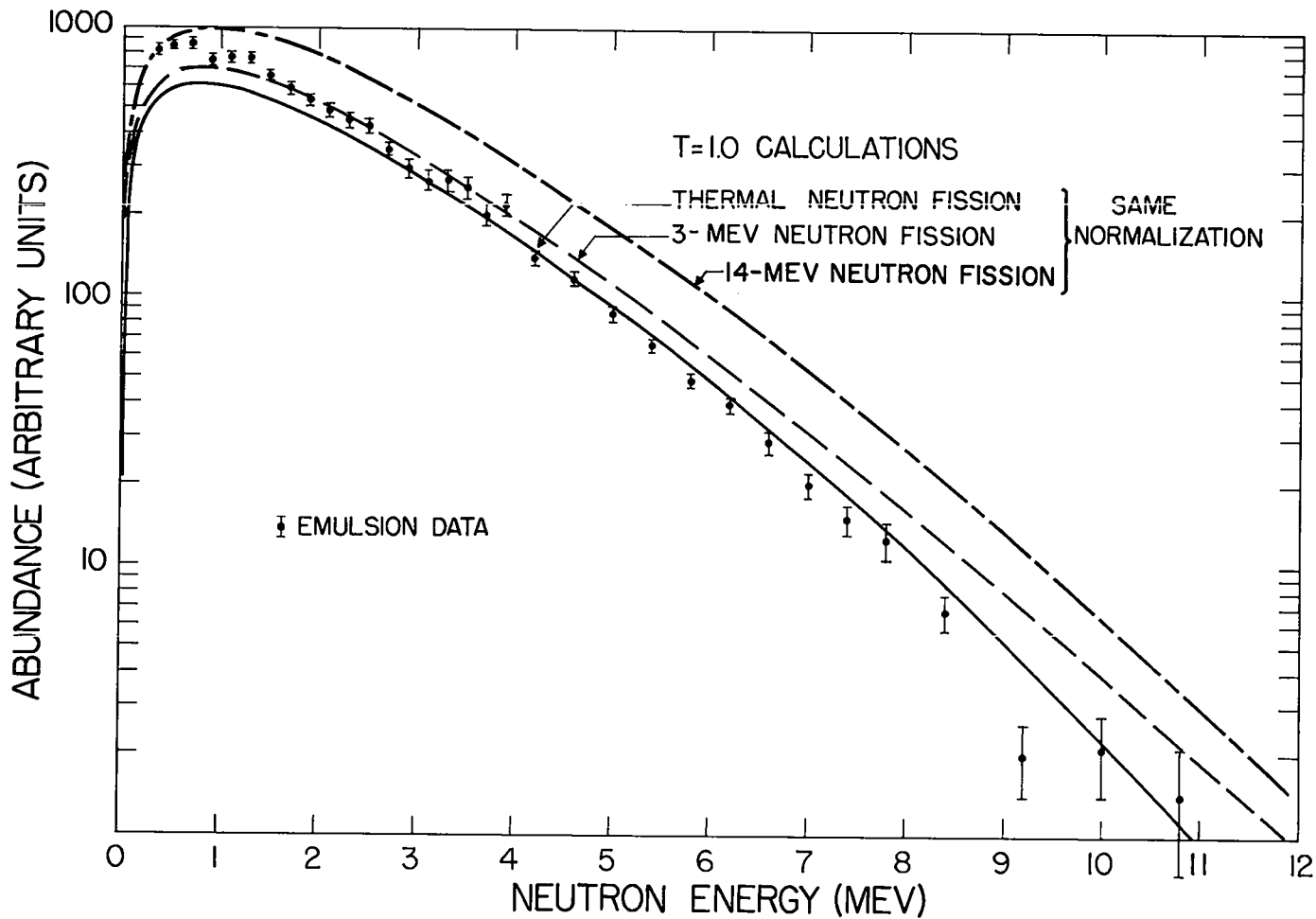



Fig. 2 Complete calculations of the fission spectrum. The spectrum labeled thermal-neutron fission is actually for -0.5 -Mev fission, but is the same shape as the thermal-neutron spectrum shown in the published paper. Additional calculations which are not shown indicate that the differences in the spectra at the highest neutron energies can be explained by the statistics of the Monte Carlo calculations. Experimental data are from LA-1670.

energy of the neutron inducing fission. It should be mentioned that any change of the neutron-fragment angular relation with the energy of the neutron inducing fission will have an effect on the neutron spectra that is not included in these calculations.

The results of Fig. 2 indicate that any hardening of the neutron spectrum with the increase of excitation energy accompanying an increase of the incident neutron energy E_n is compensated by the softening of the spectrum due to the lower excitation energy available to neutrons emitted after the previous emission of one or more neutrons.

In Table I are given the results of the calculations of the average prompt gamma energy E_γ from fission. As discussed in the referenced journal paper, these determinations are not dependent upon the neutron-fragment angular assumption and so are believed to be significant. The variation of the average number $\bar{\nu}$ of neutrons in Table I results in a slope $d\bar{\nu}/dE_n = 0.130$, as compared to 0.137 from the integral calculations of LA-1863. The small difference between these slopes is probably explained by the omission of negative probabilities of excitation energies in the present Monte Carlo calculations. Also, in the Monte Carlo calculations, negative gamma ray energies resulted occasionally from the use of the negative excitation energies in the probability distributions. In the determination of the average gamma ray energy these negative gamma ray energies were taken as zero.

TABLE I RESULTS OF MONTE CARLO CALCULATIONS BASED ON $T = 1.0$ MEV
AND $u = 7.2$ MEV

E_n (Mev)	\bar{E}_γ (Mev)	$\bar{\nu}$
0	3.82	2.45
3	4.05	2.84
7	4.28	3.35
14	4.50	4.20

